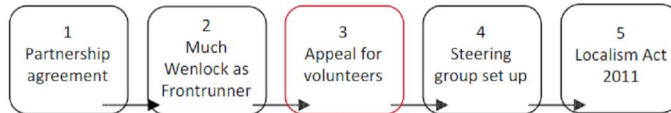




*Our plan –
Our future*

Methodology diagram for plan production

A NEIGHBOURHOOD PLAN LAUNCH



Early –
late 2011

B GATHER EVIDENCE

Become familiar with
Sustainability
Appraisal and
Equality Impact
Assessment

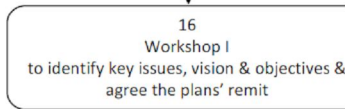
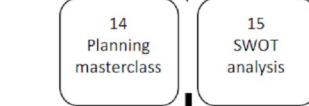


Winter 2011 –
Spring 2012

C IDENTIFY ISSUES, OBJECTIVES & DEVELOP A VISION. DESIGNATE THE NEIGHBOURHOOD PLAN AREA

Prepare a
Sustainability
Appraisal
scoping report

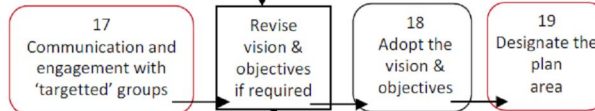
Use evidence gathered to inform the workshop



Spring
2012

D DEVELOP & AGREE OPTIONS

Assess the impact of the
options – amend to
minimise impact as
appropriate



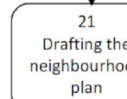
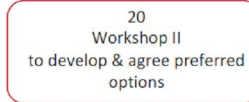
Once approved go to step 20

Spring -
Summer
2012

E DRAFTING THE NEIGHBOURHOOD PLAN

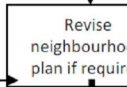
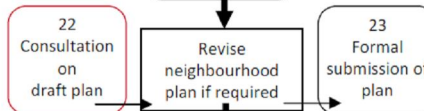
Prepare final
Sustainability
Appraisal
report

Prepare final
Equality Impact
Assessment
report



Summer
2012

F PRE-SUBMISSION CONSULTATION & FORMAL SUBMISSION

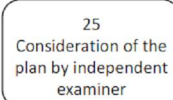


Update plan if required

Autumn
2012

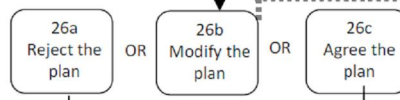
G PUBLICISING THE NEIGHBOURHOOD PLAN

H SUBMISSION OF THE PLAN TO EXAMINATION



Autumn –
Winter
2012

I REFERENDUM



Plan has no statutory status. No referendum required.

Arrange to hold a referendum

NO vote → Plan has no statutory status.

J DECISION TO 'MAKE' THE PLAN

Outcome publicised

Publicise decision & arrange for plan to be 'made'